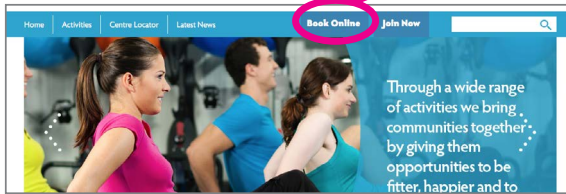
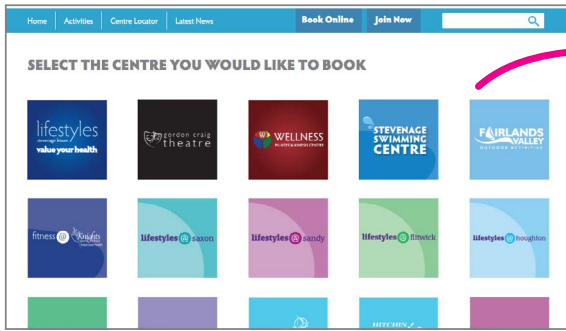


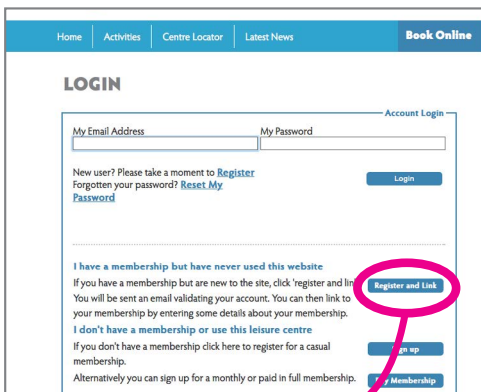
# SLL STEVENAGE LEISURE LIMITED ONLINE BOOKING



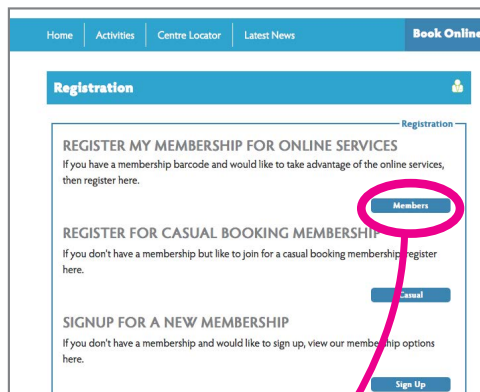
visit [www.sll.co.uk](http://www.sll.co.uk) and click book online from the menu tab



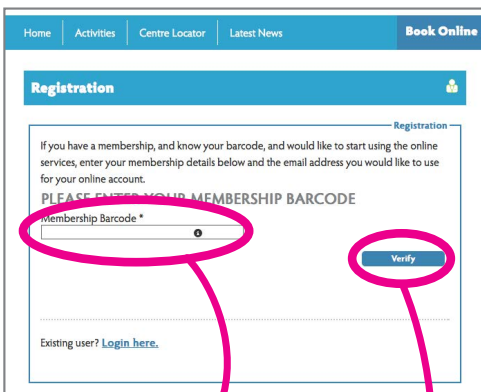
You will then need to pick the centre you are a member of



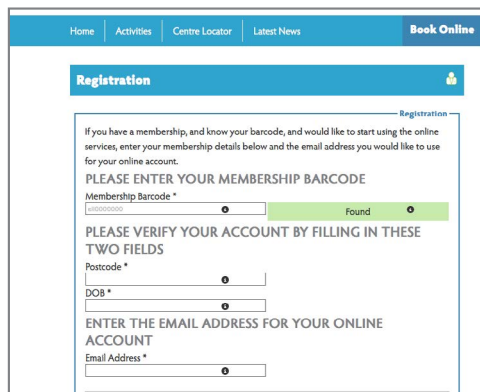
Select Register and Link



Click the members button



Enter your membership barcode (found on the back of your membership card), or obtained from reception, then click verify



Confirm the details of information required and enter your email address (this must match the records we have on our system). Read and then tick if you agree to the terms and conditions

You will then have your membership verified and will receive a confirmation email to enter a password of your choice. You will then be able to log in and make all of your bookings.

## Frequently Asked Questions

**Why can't I connect my membership?**

This is generally due to the email address being registered already, or the email address to be registered varies from the one saved on the centre booking system. You will need to speak to your centre to resolve this issue.

**Why can't I log in with my barcode?**

Your membership may already be linked. Try logging in with your email address and password.

When logging into the account you do not need to enter your barcode, you only need to enter this during initial registration.

**Where is my confirmation email?**

If you have not received your confirmation email within 2 hours of connecting your membership, please contact your centre as they will be able to look into this.